

# TERESA 90

## DOWNLIGHT



Recessed downlight luminaries with round shape and no visible screws. Made of shockproof resin material, UV-rays stabilized, rust and corrosion-free. Supplied with TÜV-CB certified, long-life, efficient and Kelvin settable **GU10 LED lamps included**. Insulation class II, protection rating IP55 (optical unit).

*Lampada circolare per incasso a soffitto, senza viti a vista. Realizzata in resina antiurto, stabilizzata ai raggi UV, inattaccabile da ruggine e corrosione. Fornita con inclusa lampadina a LED G9, certificata TÜV-CB di lunga durata ed elevata efficienza. Classe di isolamento II, grado di protezione IP55 (vano ottico).*



310.000.L1K

**CCT SETTABLE**

2700 K 4000 K

SDCM <3

|  |  |  |  |  |  |
|--|--|--|--|--|--|
|  |  |  |  |  |  |
|  |  |  |  |  |  |





**TERESA 90 - COMPONENTS**



**COVER** made of shockproof resin material, designed to grant protection and safety to the electrical connections. Provided of holes with cable tearproof function.

***CALOTTA** realizzata in resina antiurto, atta a garantire protezione e sicurezza alle connessioni elettriche. Provvista di fori con funzione antistrappo del cavo.*



**HOUSING** made of shockproof resin material, UV-rays stabilized, rust and corrosion-free. Installed with GU10 lampholder and metal spring to allow recessed downlight installation.

***CASSA** realizzata in resina antiurto stabilizzata ai raggi UV, inattaccabile da ruggine e corrosione. Provvista di portalamпада GU10 e molletta metallica per permetterne l'installazione in controsoffitti.*



**DIFFUSER** in opal color to grant a uniform spread of the lighting output and get a lower dazzle. Made of shockproof resin material (PC) and complete with silicone rubber gasket to ensure high protection against external agents.

***DIFFUSORE** in colore opale per garantire una distribuzione uniforme del fascio luminoso e ridurre l'abbagliamento. Realizzato in resina antiurto (PC) e completo di guarnizione in gomma siliconica per garantire un alto livello di protezione contro gli agenti esterni.*



**TERESA 90**



**Dimensions and weight**  
Installation housing depth: 100mm  
Diameter: Ø 90 mm  
Weight: 0,192 Kg

**Moulded colours:**

Black  White  Grey

**Diffuser PC:**

Opal

**LED LAMPS**





Comply with: EU2019/2015  
EU2019/2020  
Technical details on page 596.

**GU10 LED**

**100 - 240 V**



| LAMP  | POWER       | LUMINOUS FLUX (Φ TOTAL) UP TO | COLOUR TEMP. | *ADD. SUFFIX |
|---|-------------|-------------------------------|--------------|--------------|
|  | <b>3,5W</b> | <b>366 Lm</b>                 | 4000 K       | .U1K         |
|   |             |                               | 2700 K       |              |
|  | <b>6W</b>   | <b>615 Lm</b>                 | 4000 K       | .L1K         |
|   |             |                               | 2700 K       |              |

Recessed downlight luminaries supplied with TÜV-CB certified, long-life, efficient and Kelvin settable **GU10 LED lamp included**. Different wattages available. Quick and easy lamp replacement for a very simple maintenance after installation.

- **COST SAVING:** long-life and efficient LED light sources.
- **BUILT-IN DRIVER:** quick and easy lamp replacement.
- **GREAT FLEXIBILITY:** GU10 standard lamp holder.
- **FUTURE-PROOFED LUMINARIES:** performances easy to upgrade to latest technology developments.
- **SUITABLE FOR OUTDOOR USE:** built-in driver fully protected against heat and humidity by silicone paste.


**3.5W 366 Lm** = **35W HALOGEN**  
**SAVE 90%**



**6W 615 Lm** = **50W HALOGEN**  
**SAVE 88%**



**CCT SETTABLE LED LAMP**



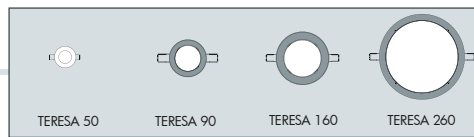
CCT switch settable in two different positions, to select the desired Kelvin temperature (2700K/4000K) and get a customized ambiance.

\* ADD THESE SUFFIXES TO THE REFERENCES MENTIONED IN THE CATALOGUE

# TERESA RANGE

## DOWNLIGHT



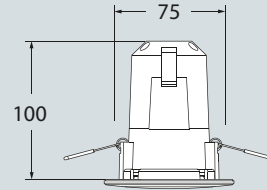
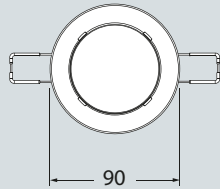


**TERESA 90 GU10**

**3,5 W** 3L0.000.U1K

**6 W** 3L0.000.L1K

CCT SETTABLE GU10 LED LAMP INCLUDED  
2700K/4000K



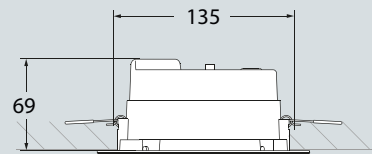
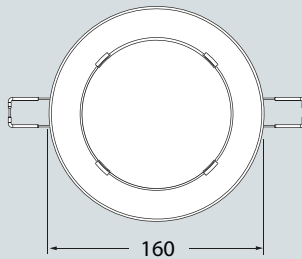
Pcs 40  
Kg 10,5  
mc 0,92

**TERESA 160 GX53**

**3W** 4L0.000.G1K

**10W** 4L0.000.D1K

CCT SETTABLE GX53 LED LAMP INCLUDED  
3000K/4000K/6500K



Pcs 18  
Kg 8,4  
mc 0,092

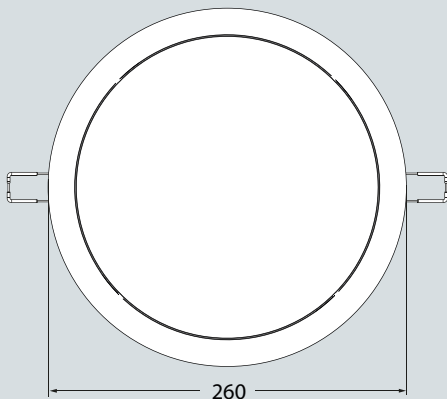
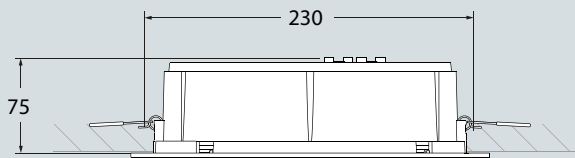
**TERESA 260 GX53**

**7,2W** 5L0.000.A1K

**11,3W** 5L0.000.B1K

**17W** 5L0.000.E1K

CCT SETTABLE GX53 LED LAMP INCLUDED  
2700K/4000K/6500K

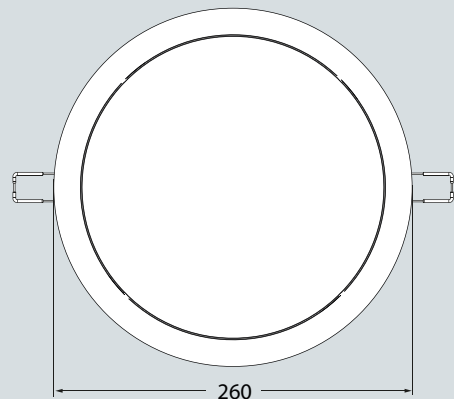
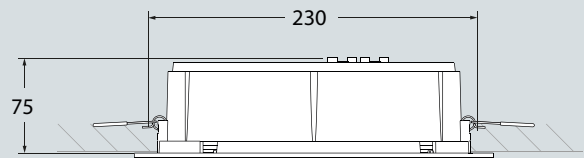


Pcs 16  
Kg 14,4  
mc 0,194

**TERESA 260 E27**

**E27 lampholder** 5L0.000.P27

**E27 with sensor** 5L0.000.PS7



Pcs 16  
Kg 14,4  
mc 0,194